

Hi, just a reminder that you're receiving this email because you have expressed an interest in CAIRE Inc. Don't forget to add [julie.liberti@chartindustries.com](mailto:julie.liberti@chartindustries.com) to your address book so we'll be sure to land in your inbox.

You may [unsubscribe](#) if you no longer wish to receive our emails.



# Med Tips

In This Issue

- [Product Information](#)
- [Accessories](#)
- [Service Schools & Tradeshows](#)
- [Contact Us](#)

June 2014

## PRODUCT INFORMATION

### NEW Instructional Videos Available on the CAIRE Website

CAIRE is proud to offer a number of new instructional videos for our products. New videos include instructions on how to perform the preventative maintenance on the eQuinox and Eclipse 5, replacing the internal battery on the FreeStyle, and Eclipse 5 Out of the Box information. Please click on the links below to view or visit [www.CAIREmedical.com](http://www.CAIREmedical.com), navigate to the Support tab and choose Videos.

PDF Version

To view Med Tips in PDF, [click here.](#)

Join Our List

[Join Our Mailing List!](#)



AirSep POCs Test Mode



## Replacing the Internal Battery for AirSep FreeStyle POCs



## Eclipse 5 Clinical Applications



## Eclipse 5 Out of the Box



## Eclipse 5 Preventative Maintenance



## eQuinox Clinical Applications



## eQuinox Out of the Box



## eQuinox Preventative Maintenance

## **eQuinox Provider Mode Menu Options**

Providers can access the Provider Mode by pressing the non-smoking button on the control panel to display information about the eQuinox. To cycle through the menu, simply press the non-smoking button repeatedly.



The below table can be used to determine what function you will arrive at by the number of repeated presses.

<u>Number of Repeated Presses</u>	<u>Menu Option</u>	<u>Description</u>
1	SPKR=ON/OFF	Enables/Disables the Voice Module Function
2	VOLUME=#	Increases/Decreases the volume of Vocal Notifications
3	PS=#	Pulse Mode Sensitivity Adjustment
4	BOL =	Rise Time Setting for Bolus Delivery
5	English	Changes the Voice Module Language (in this case, English is selected language)
6	HRS=###	Hours of Operation
7	9V=V	9-Volt Battery Status
8	#####	Control Board Software ID: <b>First Four Numbers = Control Board PN</b> <b>Fifth and Sixth Character/Number = Control Board Software Version</b> <b>Seventh and Eighth Numbers = Control Board Software Sub-Version</b>
9	#####	Power Manager Board Software ID: <b>First Four Numbers = Power Manager Board PN</b> <b>Fifth and Sixth Character/Number = Power Board Software Version</b> <b>Seventh and Eighth Numbers = Power Board Software Sub-Version</b>
10	ALM=####	Alarm Code, Gives the Unit's Alarm Condition
11	-	Returns to the Main Menu, Displays Flow Rate and Power Cartridge Status

## AirSep SOC Capacitor Table

The capacitors for AirSep SOC's have changed. The below table can be used to determine the appropriate part number to use when ordering capacitors:



<b>NewLife Capacitor Part Numbers:</b>		
<b>Unit Description:</b>	<b>Capacitor PN:</b>	<b>Capacitor Description:</b>
NewLife Elite: 120V, 60Hz unit	CC012-3	15 $\mu$ F/370V Capacitor
NewLife Elite: 220V, 60Hz unit	CC012-6	10 $\mu$ F/450V Capacitor
NewLife Elite: 220-240V, 50Hz unit	CC012-6	10 $\mu$ F/450V Capacitor
NewLife Intensity 8LPM: 120V, 60Hz Unit, Dual Flowmeters	CC012-3	15 $\mu$ F/370V Capacitor
NewLife Intensity 8LPM: 220-240V, 50Hz Unit, Dual Flowmeters	CC012-9	10 $\mu$ F/450V 50/60Hz Capacitor
NewLife Intensity 8LPM: 220-240V, 60Hz Unit, Dual Flowmeters	CC012-9	10 $\mu$ F/450V 50/60Hz Capacitor
NewLife Intensity 10LPM: 120V, 60Hz Unit, Dual Flowmeters	CC012-8	20 $\mu$ F/370V Capacitor
NewLife Intensity 10LPM: 220V, 50Hz Unit, Dual Flowmeters	CC012-7	12.5 $\mu$ F/450V Capacitor
NewLife Intensity 10LPM: 120V, 60Hz Unit, Single Flowmeter	CC012-8	20 $\mu$ F/370V Capacitor
<b>VisionAire Capacitor Part Numbers:</b>		
VisionAire (5LPM), VisionAire V, and VisionAire 3: 120V, 60Hz	CC012-8	20 $\mu$ F/370V Capacitor
VisionAire (5LPM): 220-240V, 50Hz	CC012-6	10 $\mu$ F/450V Capacitor
VisionAire 3: 220-240V, 50Hz	CC012-10	7.5 $\mu$ F/450V Capacitor
VisionAire (5LPM): 230V, 60Hz	CC012-10	7.5 $\mu$ F/450V Capacitor
VisionAire 3: 230 V, 60Hz	CC012-12	5 $\mu$ F/450V Capacitor
<b>QuietLife Capacitor Part Numbers:</b>		

QuietLife (5LPM): 120V, 60Hz	CC012-4	30 $\mu$ F/370V Capacitor
QuietLife 5LPM: 220- 240V	CC012-6	10 $\mu$ F/450V Capacitor

## ACCESSORIES

### HELiOS Portable Carrying Cases

The HELiOS Plus (H300) can be transported with the H300 Hip Pack, PN: **B-701654-00**. The HELiOS Marathon (H850) can be transported with the H850 HELiOS Backpack, PN: **069209**.

	B-701654-00	<b>H300 Hip Pack:</b> Pack for the HELiOS Plus (H300) designed to be worn on the hip
	069209	<b>HELiOS Backpack H850:</b> Designed and sized specifically for the HELiOS Marathon (H850). Equipped with moisture pad to collect condensation. Can also be converted to a hip pack.

Note: The moisture pad for the HELiOS Marathon (H850) backpack can be ordered using PN: **10009617**.

### Non-Porous Straps for LOX Portables


CAIRE now offers non-porous straps as an optional accessory for many of our LOX portables. We are offering non-porous straps to fit the Companion 1000, Companion 1000T, Hi Flow, Stroller, Sprint, and Spirit.

The non-porous strap is a material that is easy to clean and disinfect. Its smooth texture allows it to be quickly and easily wiped down. This is a great option for hospital or long-term care facilities that use CAIRE liquid oxygen portables.

Please note that this is not a replacement of the current strap design. All new units will still be built with the current standard strap. Customers will order the non-porous straps as an accessory. It can easily be installed in place of the standard strap on existing portables. The strap is equally as durable to the standard strap, and can withstand everyday use.

Below are the part numbers to order the straps and the units that each part number is compatible with:

Part Number	Portable Units
20678527	COMPANION C1000, COMPANION C1000T
20678528	STROLLER, SPRINT, SPIRIT, HI-FLOW STROLLER



## Stroller/Sprint/Spirit Non-Porous Strap



## OxySafe™ Thermal Fuse

The new CE-Marked OxySafe thermal fuse can be ordered using PN: **20773184**. OxySafe is intended to be used in conjunction with the eQuinox, Eclipse, NewLife, and VisionAire concentrators. Customers in regions requiring compliance to EN ISO 8359:1996-Ammendement 1:2012, can meet this requirement with OxySafe.

OxySafe was designed as a thermal fuse to stop the flow of gas in the event that the downstream cannula or oxygen tubing is ignited and burns to the OxySafe.




PN: 20773184, OxySafe Thermal Fuse

## OxySafe™ Kits

OxySafe is placed in-line with the nasal cannula or oxygen tubing between the patient and the oxygen outlet of the continuous flow concentrator. CAIRE offers two different OxySafe kits as shown below:

PN 20628667 is designed to be used with the eQuinox and Eclipse transportable oxygen concentrators. This kit contains a Cannula Headpiece, OxySafe, and 7 ft/2.13 m tubing.

PN 20628668 is designed to be connected to the oxygen outlet of NewLife and VisionAire stationary oxygen concentrators. This kit contains a DISS hose barb, a tubing adaptor, and OxySafe.



The shelf life of the OxySafe is 4 years from the manufacture date stamped on the unit. It is also recommended that the OxySafe be replaced between patients. When used with the eQuinox, Eclipse, NewLife, or VisionAire, the OxySafe will not restrict flow or affect the performance of the concentrator.

## SERVICE SCHOOLS & TRADESHOWS

**Mark Your Calendars for our Upcoming 2014 Service Schools!**

### USA

**2014 Service School dates have been released!**

For additional details and registration information about these trainings, please visit the ["Service Schools"](#) page on our website.

**Concentrator Training: June 9, 10, 11 in Ball Ground, GA**  
**LOX Training: June 12 & 13 in Ball Ground, GA**

*\*Ball Ground trainings include a tour of our CAIRE and SeQual manufacturing facility.*

**Concentrator Training: August 18, 19, 20 in Buffalo, NY**  
**LOX Training: August 21 & 22 in Buffalo, NY**



*\*Buffalo trainings include a tour of our AirSep manufacturing facility.*

**Concentrator Training: November 10, 11, 12 in Ball Ground, GA**

**LOX Training: November 13 & 14 in Ball Ground, GA**

*\*Ball Ground trainings include a tour of our CAIRE and SeQual manufacturing facility.*

## **Europe**

### **2014 Service School dates have been released!**

For additional details and registration information about these trainings, please visit the ["Events & Service Schools"](#) tab of our website.

**French LOX Training: June 2 & 3 in France**

**French Concentrator Training: June 4, 5, 6 in France**

**Italian Concentrator Training: June 10, 11, 12 in Padova, Italy**

**Spanish LOX Training: June 16 & 17 in Barcelona, Spain**

**Spanish Concentrator Training: June 18, 19, 20 in Barcelona, Spain**

**German LOX Training: September 9 & 10 in Wuppertal, Germany**

**German Concentrator Training: October 14, 15, 16 in Wuppertal, Germany**

**English LOX Training: October 28 & 29 in Wokingham, UK**

**Italian LOX Training: October 29 & 30 in Padova, Italy**

**English Concentrator Training: November 18, 19, 20 in Wokingham, UK**

## **Tradeshows**

We will be attending the following trade shows this month. We would love for you to stop by our booth!

**SCMESA**

June 4 - 6

North Myrtle Beach, SC

CAIRE

**NCAMES Summer Meeting**

June 25 - 26

Wrightsville Beach, NC

CAIRE

**CONTACT US**

**For ordering information, contact Customer Service:**

United Kingdom	+44 (0) 1189 367060
France	+33 (0) 561 429 411
Germany	+49 (0) 202 739 55420
Italy	+39 049 879 9601
	customerservice.europe@chartindustries.com
Australia/New Zealand	+61 2 9749 4333
	customerservice.australia@chartindustries.com
Asia/Pac Rim	770.721.7759
	csasia@chartindustries.com
The Americas	770.721.7759
US Toll-Free	800.482.2473
	customerservice.usa@chartindustries.com

**For technical information, contact Technical Service:**

United Kingdom	+44 (0) 1189 367060
France	+33 (0) 561 429 411
Germany	+49 (0) 202 739 55420
Italy	+39 049 879 9160
	techservice.europe@chartindustries.com
Asia/Pac Rim	+61 2 9749 4333
	techservice.asia@chartindustries.com
The Americas	770.721.7759
	techservice.usa@chartindustries.com
US Toll-Free	800.482.2473
	techservice.usa@chartindustries.com

**[www.CAIREmedical.com](http://www.CAIREmedical.com)**

**[Forward email](#)**



Try it FREE today.

This email was sent to julie.liberti@chartindustries.com by [julie.liberti@chartindustries.com](mailto:julie.liberti@chartindustries.com) | [Update Profile/Email Address](#) | Instant removal with [SafeUnsubscribe™](#) | [Privacy Policy](#).

Chart Industries | 2200 Airport Industrial Dr. | Ste. 500 | Ball Ground | GA | 30107